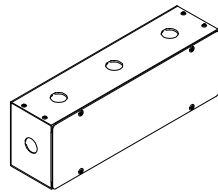
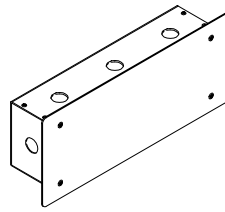


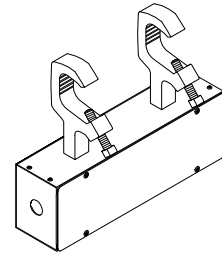
Pipe Box "PB"



Wall Box "WB"



Recessed Box "RB"



Drop Box "DB"

Standard Box Styles

| Device Name | Circuit Numbers (reading left to right, facing cover) | | | | | | | |
|-------------|---|--|--|--|--|--|--|--|
| | | | | | | | | |
| | | | | | | | | |
| | | | | | | | | |
| | | | | | | | | |
| | | | | | | | | |
| | | | | | | | | |
| | | | | | | | | |
| | | | | | | | | |
| | | | | | | | | |
| | | | | | | | | |
| | | | | | | | | |
| | | | | | | | | |
| | | | | | | | | |
| | | | | | | | | |

Notes:

- 1 - Standard labelling is 3/4" high white die cut vinyl.
- 2 - Combinations of connector types may require a sketch.
- 3 - Recessed box styles provide 3/4" trim on each side.

Standard Sizes:

- 4 x 8 = One through two outlets.
- 4 x 12 = Three through four outlets.
- 6 x 12 = Five through six outlets (or with terminals).
- 8 x 12 = Seven through twelve outlets (or with terminals).

Connector Type & Options:

- 2P&G Flush
- 2P&G ___" Pigtail (Specify length)
- L520 Flush
- L520 ___" Pigtail (Specify length)
- Edison Flush
- Edison ___" Pigtail (Specify length)
- Edison Duplex Flush
- 60A 2P&G Flush
- 60A 2P&G ___" Pigtail (Specify length)
- Wired to terminals
- Indicator lights
- _____